



THE VERY HUNGRY CATERPILLAR



Key:



This is a tricky task. Your child may need more help with it.



This is a medium task. Your child may need a bit of prompting with it.



This is a 'go!' task. See how much of it your child can do by themselves!

Watch the story here:

- <https://www.youtube.com/watch?v=75NQK-Sm1YY>



P.E.- I can join in with butterfly yoga


<https://www.youtube.com/watch?v=oYI0TPJOuGk>



I spy with my little eye


Checklist



An apple 

2 pears 

3 plums 

4 strawberries 

5 oranges 

butterfly 


cake 

caterpillar 

cheese 

cocoon 

egg 

ice cream 

leaf 

lollipop 

moon 

pickle 

pie 

salami 

sausage 

sun 


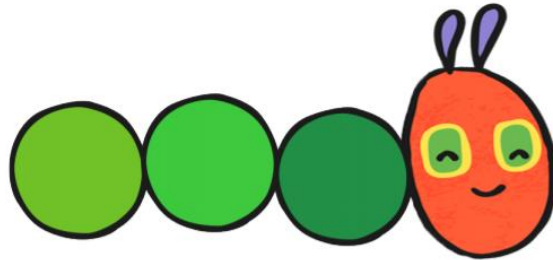
watermelon 

full caterpillar 


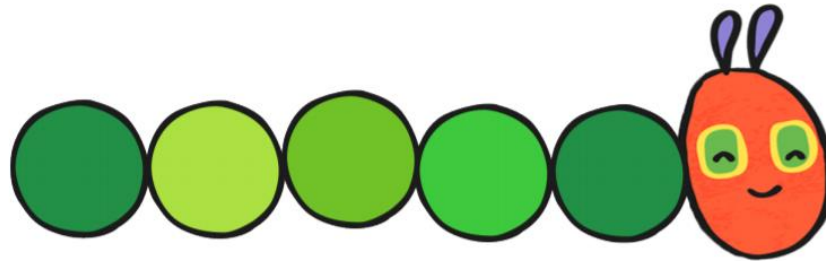
Maths- I can count the number of green pieces on the caterpillar. I can write the answer in the circle.




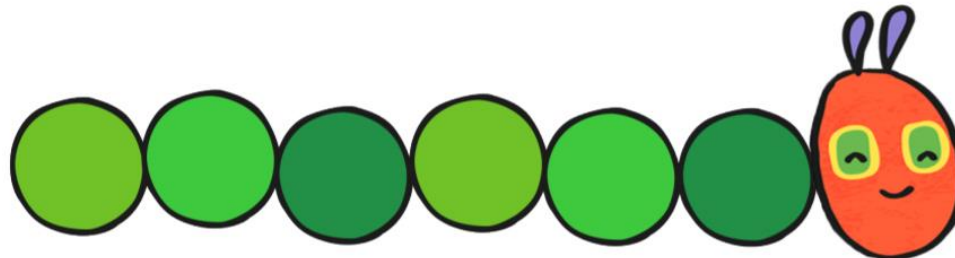
1.



2.



3.



P.E. – I can watch and copy the butterfly dance




https://www.youtube.com/watch?v=Lkza_tRINRE




Maths- I can add up the fruit. I can write my answer in the circle.




1.



2.



3.



Maths- I can add up the fruit. I can write my answer in the circle.




1.




+

=




2.



+



=



English/music- I can sing and sign the Tiny Caterpillar song

(To the tune of 'She'll be coming round the mountain')

<https://www.youtube.com/watch?v=caBB1ornMX0>



Tiny Caterpillar on a Leaf Song



There's a tiny caterpillar on a leaf, wriggle wriggle, x2
There's a tiny caterpillar, tiny caterpillar, tiny caterpillar on a leaf
wriggle wriggle.

He will eat the leaves around him till he's full, munch munch, x2
He will eat the leaves around him, eat the leaves around him, eat
the leaves around him till he's full munch munch.

A cocoon he is spinning for his bed, spin spin, x2
A cocoon he is spinning, cocoon he is spinning, cocoon hes spinning
for his bed, spin spin.

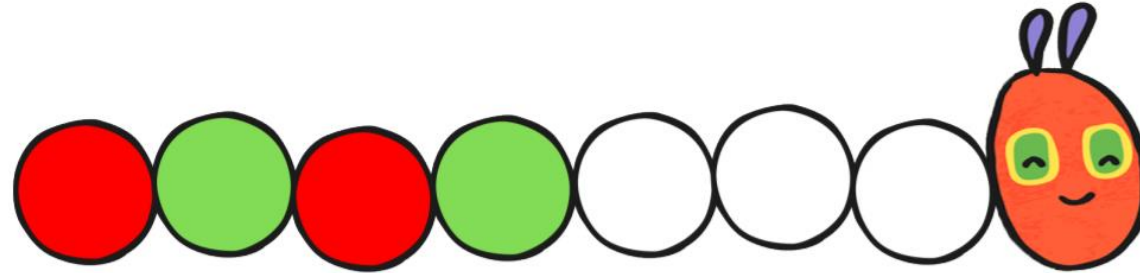
Then he'll be a butterfly and fly away flap flap, x2
Then he'll be a butterfly, be a butterfly, be a butterfly and fly
away, flap flap.




Maths- I can colour in the caterpillar to finish the pattern.



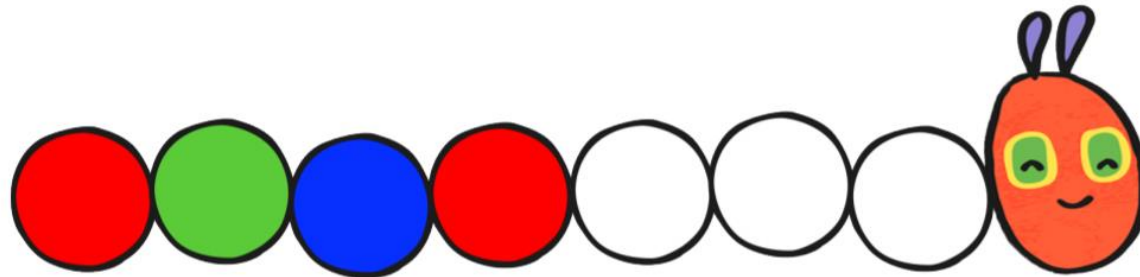
1.




2.





3.



English- I can trace over the dotted lines.



Science- I can sort food into 'healthy' and 'unhealthy'



Healthy




A bit of both




Unhealthy




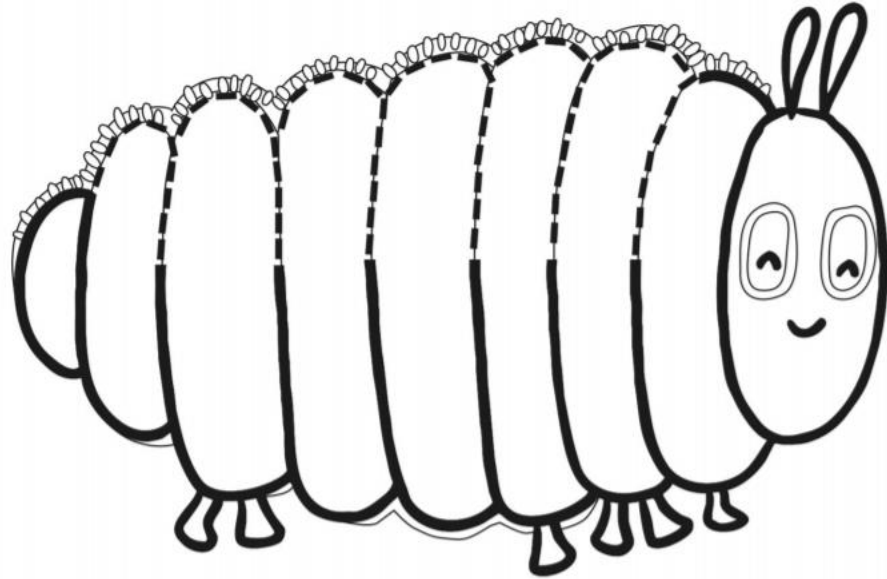
Maths- I can fill in the missing number on the caterpillar.



Maths- I can colour in the picture by matching the number to the colour.

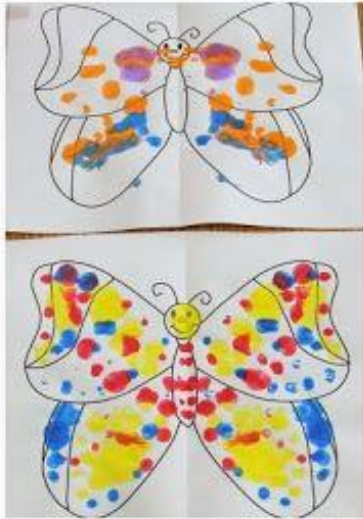


English- I can trace over the dotted lines.






Art/ Maths- I can paint half a butterfly, I can fold the painting in half to make a splat butterfly.



Paint & Fold
Butterfly
Symmetry
Artwork






Cooking- I can use fruit to make a butterfly biscuit

- You need:
 - Biscuits
 - Blueberries/ raisins
 - Icing
 - Fruit slices e.g. strawberry, apple, satsuma



English- I can trace over the dotted lines.





DT- I can make a caterpillar from a sock with help from an adult.



You need:

- Old sock
- Small elastic bands/hair ties
- Cotton wool/ scrunched paper
- Pipe cleaners
- Googly eyes

P.E.- I can watch and copy the butterfly dance



<https://www.youtube.com/watch?v=5YPMKtYTkU8>

