











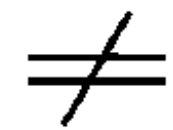








Group 6

Information for students, and
parents and carers
about changes to the school environment


June 2020




The communication board consists of several rows of icons and text. The first row contains an information icon, a 'for' icon, a 'students,' icon, and an 'and' icon. The second row contains a 'parents' icon, an 'and' icon, and a 'carers' icon. The third row contains an 'about' icon, a 'changes' icon, a 'to' icon, and a 'the school environment' icon. The fourth row contains a 'June 2020' icon.


Group 6



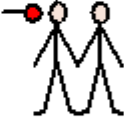

	6					9
Group	6	will	be	in	Room	9.
						
Pupils	will	be	taught	by	different	
						
Teams.	Important	information	will	be		
						
shared	between	Teams.				





Uniform

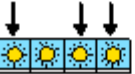




 Pupils  do not need  to wear

 school uniform.

 Pupils  can wear  their own  clothes.

 Clothes  can then  be  washed

 often  at  home.

Parent/carer drop-off

1. Parent/carer presses buzzer at Reception

2. Wait on the forecourt 2m from door and from others

















3. Member of staff will collect child

4. Pupils can enter here

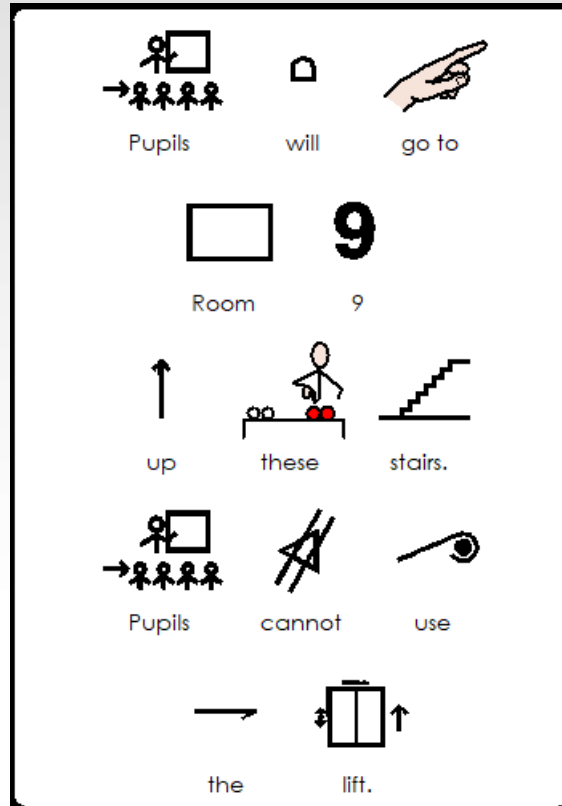
Arrival by Bus



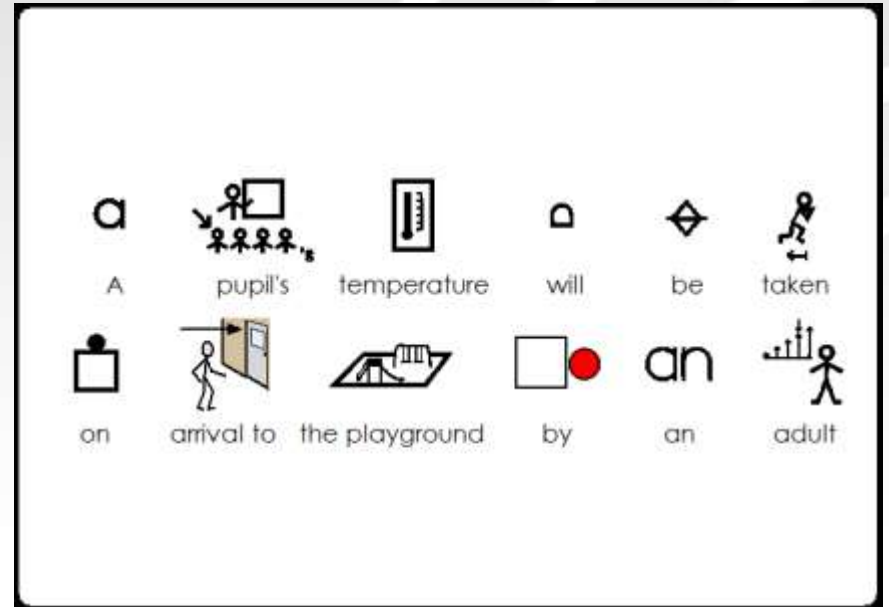
			
Pupils	will	go through this door	
			
to	their	allocated	
			
playground	when	they	arrive
			
at	school	by	bus.



Route to Group 6 Classroom




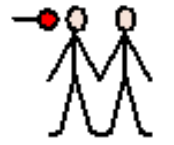
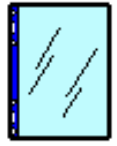







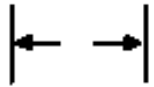


Taking your temperature






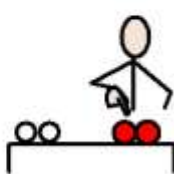

Group 6 Classroom




			
Pupils	will	have	their own
			
plastic wallet	to keep	their	
			
things	clean.	Tables	will
			
be	far apart.		









Toilets for Group 6



		
Pupils	will	use
		
these	toilets	

Learning and exercise



		
Pupils	will	
		
experience	and	learn
		
lots of	new	things

Outside area for Group 6



Pupils



will



play



in

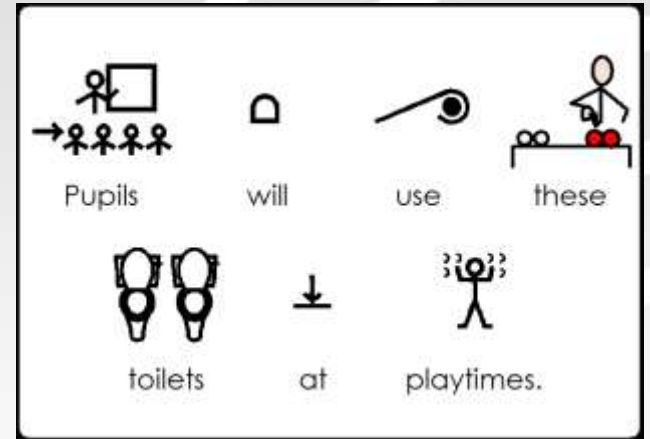


this



playground

Playground toilets Group 6


















Wet play



Pupils have access to the hall at wet play times.











Keeping our hands clean



 Pupils	 must	 wash	 their
 hands	 lots.	 Pupils	 must
 use soap	 and	 dry	 their
 hands	 with	 paper towels.	

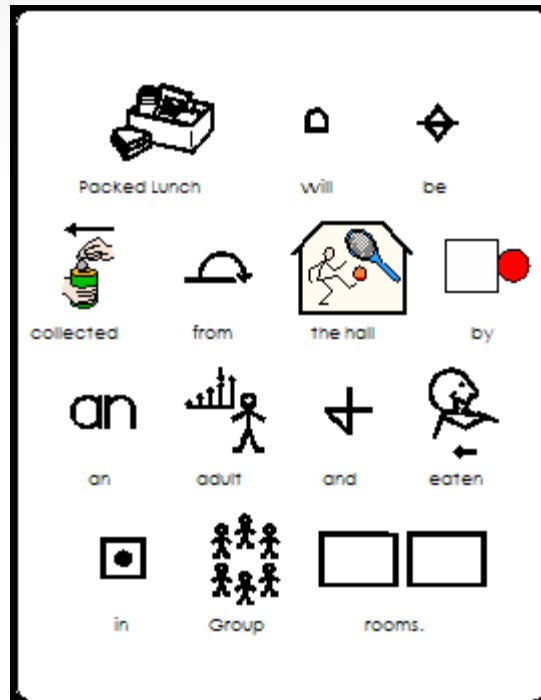

Signs and floor markings



		
There	are	posters,
		
signs	and	
		
floor markings	to show	
		
pupils	how	to keep safe.



Lunch time



Food Tech



Sensory Room

A whiteboard with a black border containing several icons and text. The icons are: a clock with an arrow pointing to the top right, a group of four people with an arrow pointing to them, a triangle, an eye, and a hand holding a pencil. The text below the icons is: "Sometimes", "pupils", "can", "use", "the", and "sensory Room".

Sometimes

pupils

can











use

the

sensory Room

Departure by bus



 Pupils	 will	 wait	 on
 Group	 6	 bench	 for
 their	 bus.		

Collection by Parents/carers

1. Parent/carer presses buzzer at Reception
2. Wait on the forecourt 2m from door and from others
3. Member of staff will bring child to Reception






Some things



are



the



same.



Some things



are



different



but



different



is



ok.