


Group 5

Information for students, and
parents and carers
about changes to the school environment

June 2020

The communication board consists of several rows of icons and text. The first row includes an information icon, a 'for' icon, a group of students icon, and an 'and' icon. The second row includes a parents icon, an 'and' icon, and a carers icon. The third row includes an 'about' icon, a 'changes' icon, a 'to' icon, and a school environment icon. The fourth row features a calendar icon for June 2020.

Group 5



Group



5



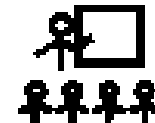
will



be



in



Elm Class.



Pupils




will



be



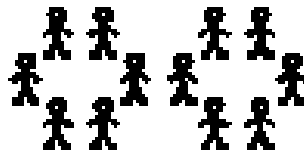
taught



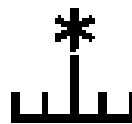
by



different



Teams.



Important



information



will



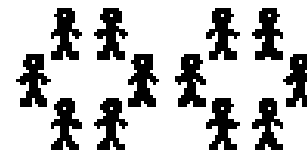
be



shared







between






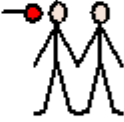

Teams.





Uniform

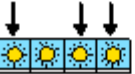




 Pupils  do not need  to wear

 school uniform.

 Pupils  can wear  their own  clothes.

 Clothes  can then  be  washed

 often  at  home.

Parent/carer drop-off

1. Parent/carer presses buzzer at Reception

2. Wait on the forecourt 2m from door and from others









3. Member of staff will collect child





4. Pupils can enter here





Arrival by Bus




  
Pupils will go through this door

  
to their allocated

   
playground when they arrive

   
at school by bus.



Route to Group 5 classroom and playground

Pupils go to Group 5

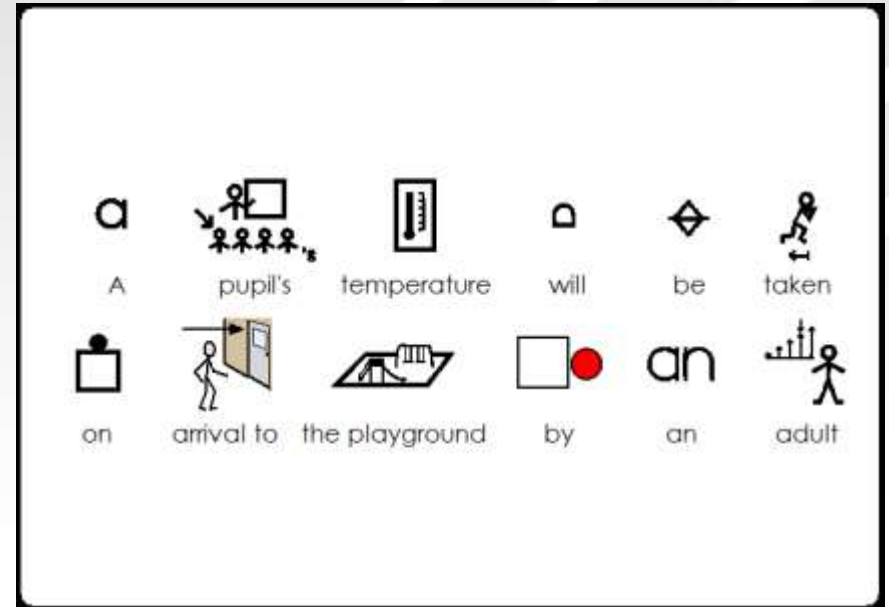
playground and classroom

through these doors.

The board contains several icons: a group of five stick figures, a hand pointing, a group of five stick figures, the number 5, a playground structure, a plus sign, a classroom with a teacher and students, a tunnel-like structure, a stick figure at a table with balls, and two doors.




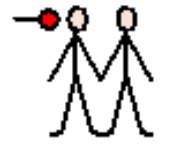
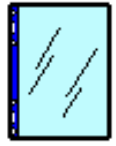







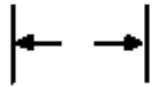


Taking your temperature

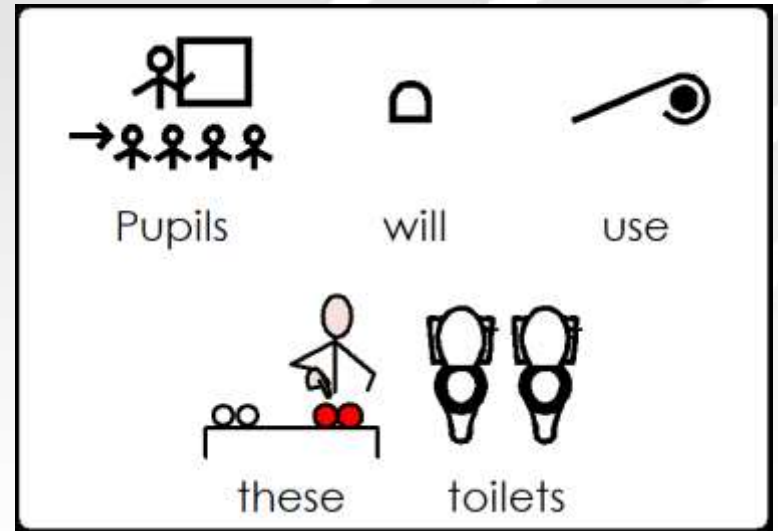


Group 5 Classroom





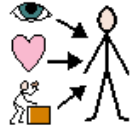





			
Pupils	will	have	their own
			
plastic wallet	to keep	their	
			
things	clean.	Tables	will
			
be	far apart.		

Toilets for Group 5



Learning and play



		
Pupils	will	
		
experience	and	learn
		
lots of	new	things

Outside area for Group 5



Pupils



will



play



in



this



playground
















Wet play



Pupils have access to Sycamore Class at wet play times.











Keeping our hands clean



 Pupils	 must	 wash	 their
 hands	 lots.	 Pupils	 must
 use soap	 and	 dry	 their
 hands	 with	 paper towels.	

Signs and floor markings

















		
There	are	posters,
		
signs	and	
		
floor markings	to show	
		
pupils	how	to keep safe.



Lunch time



 Packed Lunch	 will	 be	
 collected	 from	 the hall	 by
 an	 adult	 and	 eaten
 in	 Group	 rooms.	

Cooking



Sometimes

pupils

will

cook

here

Sensory Room

A whiteboard with a black border containing several icons and text. The icons are: a clock with an arrow pointing to the top right, a group of four people with an arrow pointing to them, a triangle, an eye, and a hand holding a pencil. The text below the icons is: "Sometimes", "pupils", "can", "use", "the", and "sensory Room".

Sometimes

pupils

can











use

the

sensory Room

Departure by bus



 Pupils	 will	 wait	 on
 the Group	 5	 bench	 for
 their	 bus.		

Collection by Parents/carers

1. Parent/carer presses buzzer at Reception
2. Wait on the forecourt 2m from door and from others
3. Member of staff will bring child to Reception






Some things



are



the



same.



Some things



are



different



but



different



is



ok.