













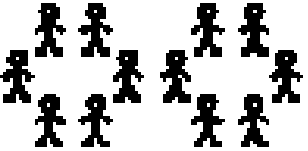
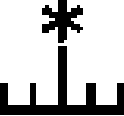






Group 4 (Sunshine Class)

Information for students, and
parents and carers
about changes to the school environment


June 2020







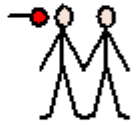





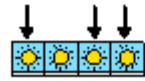


The communication board consists of a grid of icons and text. The first row contains icons for 'Information' (a person), 'for' (two arrows), 'students,' (a group of people), and 'and' (a plus sign). The second row contains icons for 'parents' (two people in a circle), 'and' (a plus sign), and 'carers' (two people with a speech bubble). The third row contains icons for 'about' (a starburst), 'changes' (two curved arrows), 'to' (a right-pointing arrow), and 'the school environment' (a person in a room). At the bottom center is a calendar icon for 'June' with a tree, and the text 'June 2020' below it.

Group 4 (Sunshine Class)

 Group	 4	 will	 be	 in	 Acorn Class.
 Pupils	 will	 be	 taught	 by	 different
 Teams.	 Important	 information	 will	 be	
 shared	 between	 Teams.			

Uniform



 Pupils	 do not need	 to wear		
 school uniform.				
 Pupils	can	 wear	 their own	 clothes.
 Clothes	can	 then	 be	 washed
 often	 at	 home.		

Parent/carer drop-off

1. Parent/carer presses buzzer at Reception

2. Wait on the forecourt 2m from door and from others



3. Member of staff will collect child

4. Pupils can enter here

Arrival by Bus



Pupils will go through this door


to their allocated

playground when they arrive

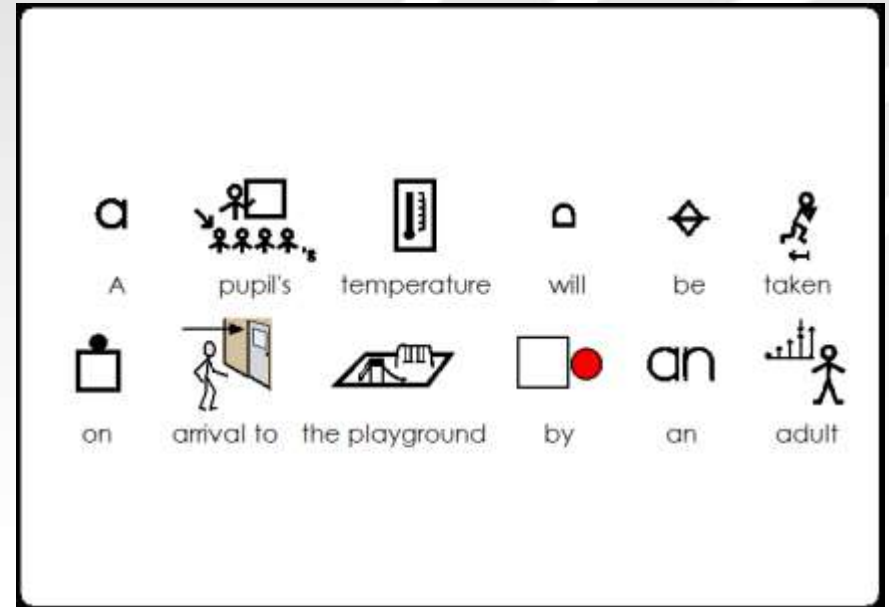
at school by bus.

A collection of icons used in the sign language text. The icons include: a person walking, a door, a hand pointing, a playground structure, a question mark, two stick figures, a stick figure at a door, a person at a desk, a red circle, and a bus.

Route to Group 4 (Sunshine Class) classroom and playground




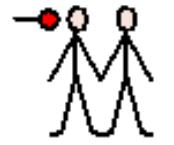
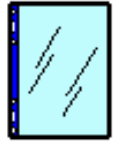







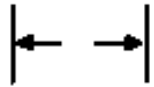


Taking your temperature

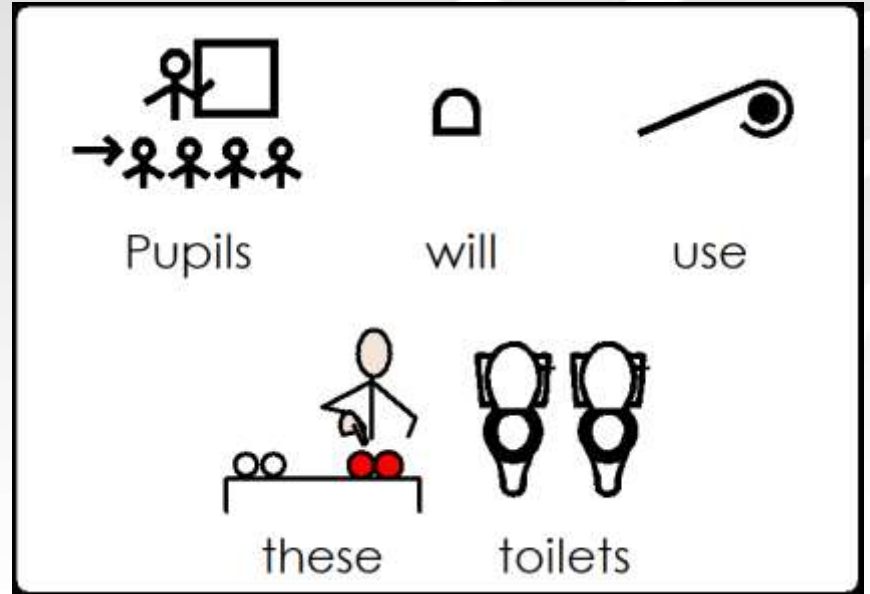


Group 4 (Sunshine Class) Classroom





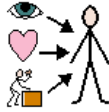





			
Pupils	will	have	their own
			
plastic wallet	to keep	their	
			
things	clean.	Tables	will
			
be	far apart.		

Toilets for Group 4 (Sunshine Class)



Learning and play



		
Pupils	will	
		
experience	and	learn
		
lots of	new	things

Outside area for Group 4 (Sunshine Class)



Pupils



will



play



in



this



playground
















Wet play



Pupils have access to Birch Class at wet play times.

Keeping our hands clean



 Pupils	 must	 wash	 their
 hands	 lots.	 Pupils	 must
 use soap	 and	 dry	 their
 hands	 with	 paper towels.	

Signs and floor markings
















There	are	posters,
signs	and	
floor markings	to show	
pupils	how	to keep safe.



Lunch time



 Packed Lunch	 will	 be	
 collected	 from	 the hall	 by
an	 adult	 and	 eaten
 in	 Group	 rooms.	

Cooking



Sometimes

pupils

will

cook

here

The graphic contains five icons arranged in two rows. The top row has three icons: a clock with a hand pointing to the 12, a group of four stick figures with an arrow pointing to them, and a small square icon. The bottom row has two icons: a stove with a pot on it and a downward-pointing arrow above a horizontal line. Each icon is paired with a text label below it.

Sensory Room



Sometimes

pupils


can

use

the

sensory Room

Departure by bus



Collection by Parents/carers

1. Parent/carer presses buzzer at Reception
2. Wait on the forecourt 2m from door and from others
3. Member of staff will bring child to Reception






Some things



are



the



same.



Some things



are



different



but



different



is



ok.