













Group 3













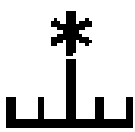





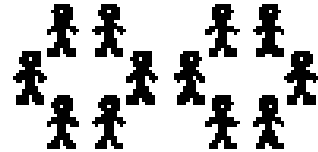
 Information  for  students,  and

 parents  and  carers


 about  changes  to  the school environment







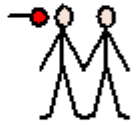





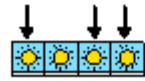


 June 2020

Group 3

	3					3
Group	3	will	be	in	Room	3.
						
Pupils	will	be	taught	by	different	
						
Teams.	Important	information	will	be		
						
shared	between	Teams.				

Uniform




 Pupils	 do not	 to wear		
 school uniform.				
 Pupils	can	 wear	 their own	 clothes.
 Clothes	can	 then	 be	 washed
 often	 at	 home.		

Parent/carer drop-off

1. Parent/carer presses buzzer at Reception

2. Wait on the forecourt 2m from door and from others



3. Member of staff will collect child

4. Pupils can enter here

Arrival by Bus



Pupils



will



go through this door



to



their



allocated



playground



when



they



arrive



at



school

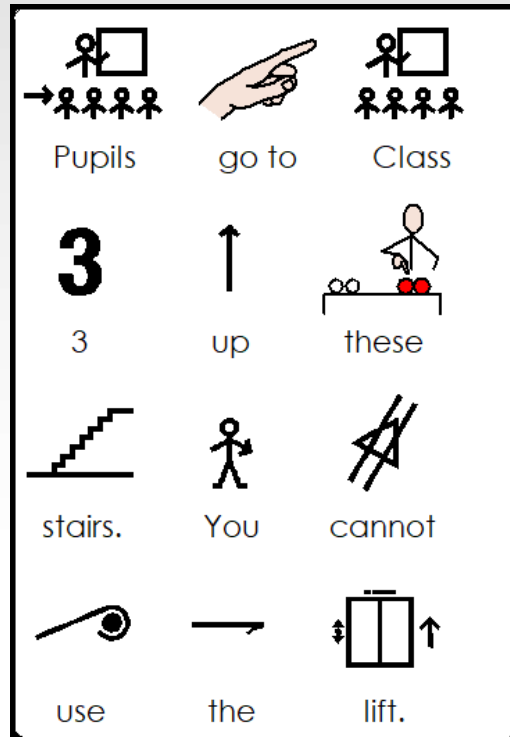


by













bus.

Route to Group 3 Classroom






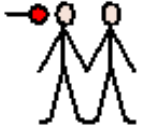








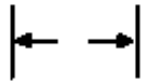
Taking your temperature



a					
A	pupil's	temperature	will	be	taken
				an	
on	arrival to	the playground	by	an	adult

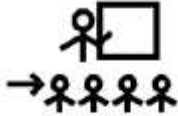


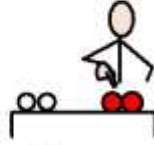

Group 3 Classroom



			
Pupils	will	have	their own
			
plastic wallet	to keep	their	
			
things	clean.	Tables	will
			
be	far apart.		


Toilets











		
Pupils	will	use
		
these	toilets	



Learning and exercise



		
Pupils	will	
		
experience	and	learn
		
lots of	new	things

Art



Sometimes pupils can use the Art Room

The sign is enclosed in a black border and contains several pictograms and text. At the top left is a pictogram of a clock with an arrow pointing to the top right, labeled 'Sometimes'. To its right is a pictogram of a stick figure pointing to a square, with four smaller stick figures below it, labeled 'pupils'. Below these are two more pictograms: a hand holding a paintbrush, labeled 'can', and a hand holding a pencil, labeled 'use'. To the right of these is a pictogram of a hand holding a pencil, labeled 'the'. At the bottom center is a pictogram of a palette and gears, labeled 'Art Room'.

Outside area



Pupils



will



play



in

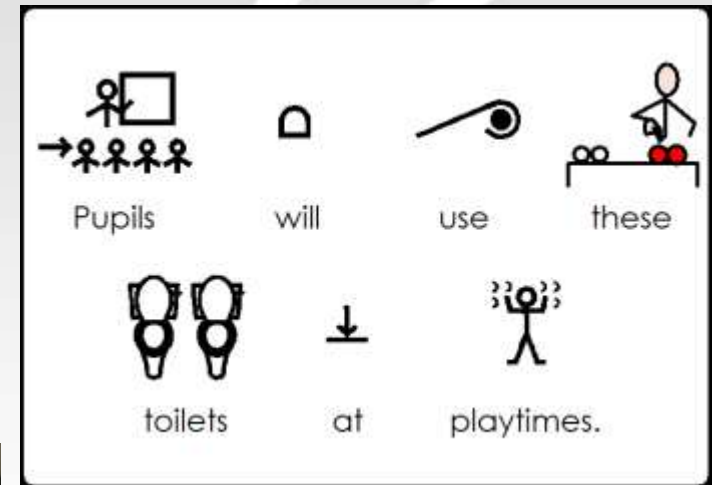


this

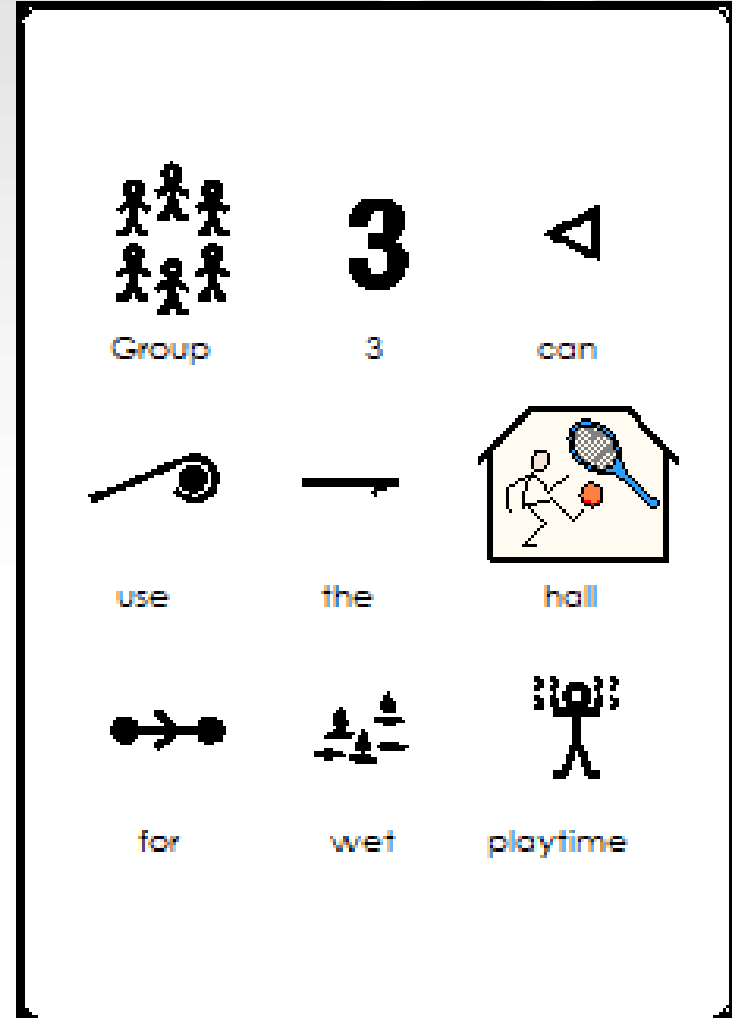


playground

Playground toilets Group 3


















Wet play













Keeping our hands clean



 Pupils	 must	 wash	 their
 hands	 lots.	 Pupils	 must
 use soap	 and	 dry	 their
 hands	 with	 paper towels.	


Signs and floor markings



		
There	are	posters,
		
signs	and	
		
floor markings	to show	
		
pupils	how	to keep safe.



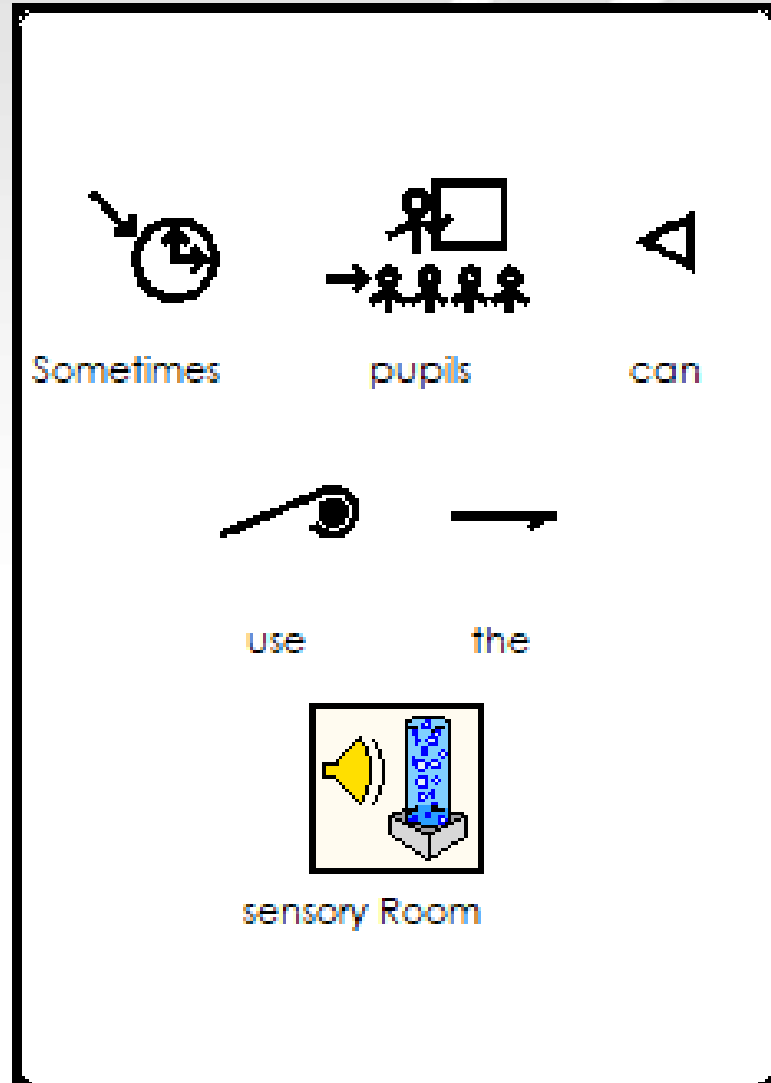
Lunch time



Food Tech













Sensory Room



Departure by bus



 Pupils	 will	 wait
 on	 Group	 3
 bench	 for	 their
 bus		

Collection by Parents/carers

1. Parent/carer presses buzzer at Reception
2. Wait on the forecourt 2m from door and from others
3. Member of staff will bring child to Reception





Some things



are



the



same.



Some things



are



different



but

different



is



ok.