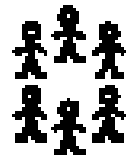


Group 1 (Star Class)

Information for students, parents and carers about changes to the school environment June 2020

The image displays a set of pictograms arranged in a grid. The first row contains four icons: a person, a double-headed arrow, a group of people with a whiteboard, and a plus sign. The second row contains three icons: two people in a circle, a plus sign, and two people with speech bubbles. The third row contains four icons: a starburst, a curved arrow, a right-pointing arrow, and a person at a whiteboard. The fourth row contains two icons: a calendar page for June and the text 'June 2020'.

Group 1 (Star Class)



Group



1



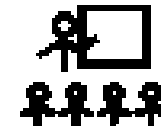
will



be



in



Willow Class.



Pupils




will



be



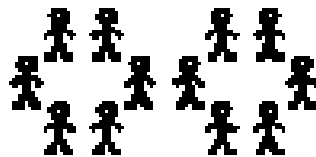
taught



by



different



Teams.



Important



information



will



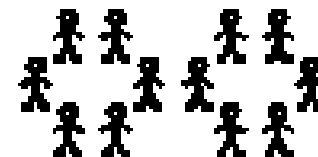
be



shared







between






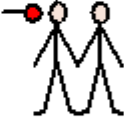

Teams.





Uniform

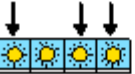




 Pupils  do not need  to wear

 school uniform.

 Pupils  can wear  their own  clothes.

 Clothes  can then  be  washed

 often  at  home.

Parent/carer drop-off

1. Parent/carer presses buzzer at Reception

2. Wait on the forecourt 2m from door and from others









3. Member of staff will collect child





4. Pupils can enter here





Arrival by Bus




  
Pupils will go through this door

  
to their allocated

   
playground when they arrive

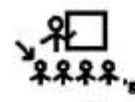









   
at school by bus.

Route to Group 1 (Star Class) Playground and Classroom















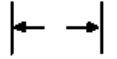
Taking your temperature



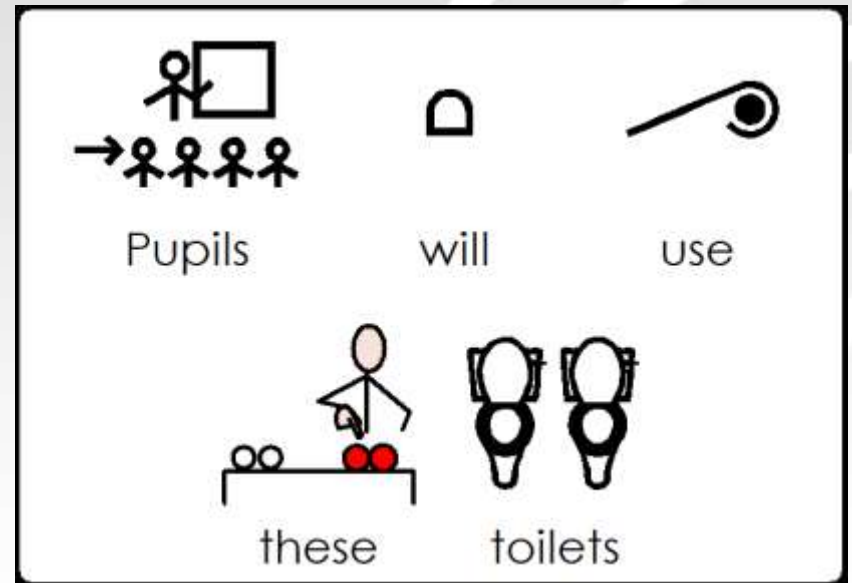
a					
A	pupil's	temperature	will	be	taken
				an	
on	arrival to	the playground	by	an	adult

Group 1 (Star Class) Classroom





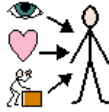





			
Pupils	will	have	their own
			
plastic wallet	to keep	their	
			
things	clean.	Tables	will
			
be	far apart.		

Toilets for Group 1 (Star Class)



Learning and play



		
Pupils	will	
		
experience	and	learn
		
lots of	new	things

Outside area for Group 1 (Star Class)



Pupils



will



play



in















this



playground
















Wet play




 Group	 1	 can
 use	 their	 classroom
 or	 Chestnut	 Class
 during	 wet	 playtime

Keeping our hands clean



 Pupils	 must	 wash	 their
 hands	 lots.	 Pupils	 must
 use soap	 and	 dry	 their
 hands	 with	 paper towels.	

Lunch time



Cooking



Sometimes

pupils

will

cook

here

The graphic is enclosed in a black rectangular border. It contains five icons arranged in two rows. The first row has three icons: a clock with a hand pointing to the 12, a group of four stick figures with an arrow pointing to them, and a small square icon. The second row has two icons: a stove with a pot on it and a downward-pointing arrow above a horizontal line. Below each icon is a text label in a simple, sans-serif font.

Sensory Room



Sometimes pupils can











use the

sensory Room

The graphic contains several icons and text. At the top left is an icon of a clock with an arrow pointing to the top right, labeled 'Sometimes'. In the top middle is an icon of a person standing at a whiteboard with an arrow pointing to it, labeled 'pupils'. At the top right is an icon of a triangle with an arrow pointing to it, labeled 'can'. In the middle left is an icon of an eye, labeled 'use'. In the middle right is an icon of a horizontal arrow, labeled 'the'. At the bottom center is an icon of a yellow speaker next to a blue sensory bottle, labeled 'sensory Room'.

Departure by bus



 Pupils	 will	 wait	
 on	 Group	 I	 bench
 for	 their	 bus	

Collection by Parents/carers

1. Parent/carer presses buzzer at Reception
2. Wait on the forecourt 2m from door and from others
3. Member of staff will bring child to Reception






Some things



are



the



same.



Some things



are



different



but



different



is



ok.